



## **City of Santa Ana**

Monthly Investment Report  
March 31, 2025

# Current Portfolio

City of Santa Ana portfolio as of 3/31/2025

## Your Portfolio

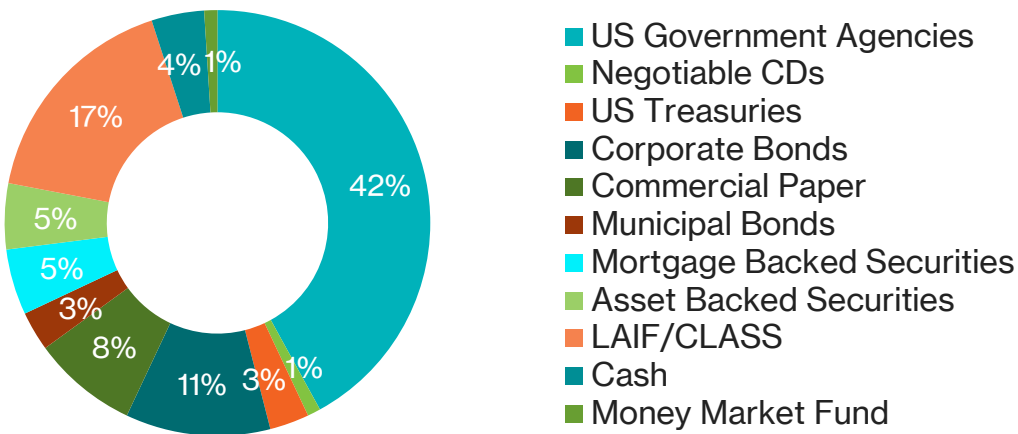
|                     |                         |
|---------------------|-------------------------|
| LAIF/CLASS          | \$71,936,986.31         |
| Cash                | \$18,160,315.10         |
| BNY Custody Account | <u>\$332,081,653.46</u> |
| Total Portfolio     | <u>\$422,178,954.87</u> |

|                 |                 |
|-----------------|-----------------|
| Restricted Cash | \$82,817,145.33 |
|-----------------|-----------------|

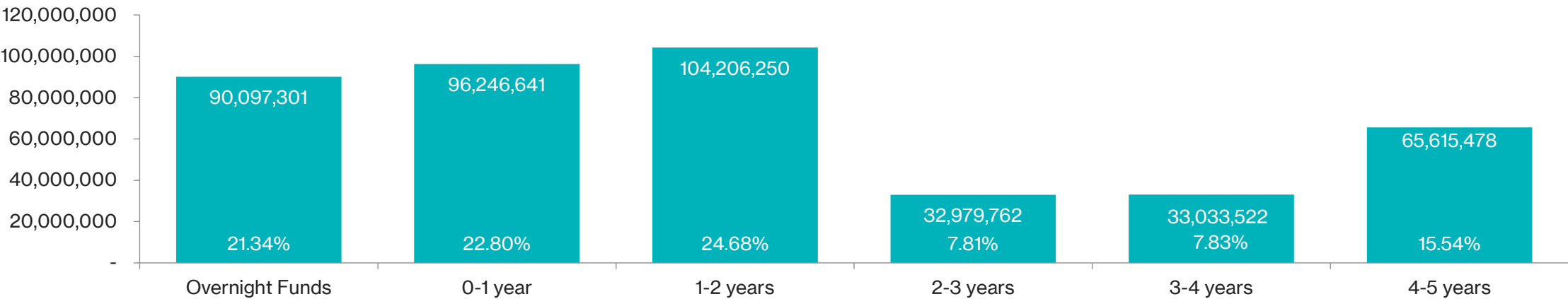
## Your Portfolio

|                           |            |
|---------------------------|------------|
| Weighted Average Maturity | 1.89 years |
| Weighted Average Yield    | 2.94%      |

## Your Asset Allocation



## Your Maturity Distribution



YIELD AND INTEREST INCOME INFORMATION IS ANNUALIZED. ALL YIELD INFORMATION IS SHOWN GROSS OF ANY ADVISORY AND CUSTODY FEES AND IS BASED ON YIELD TO MATURITY AT COST. PAST PERFORMANCE IS NOT A GUARANTEE OF FUTURE RESULTS.

**PORTFOLIO SUMMARY - PORTFOLIO HELD AT BNY**

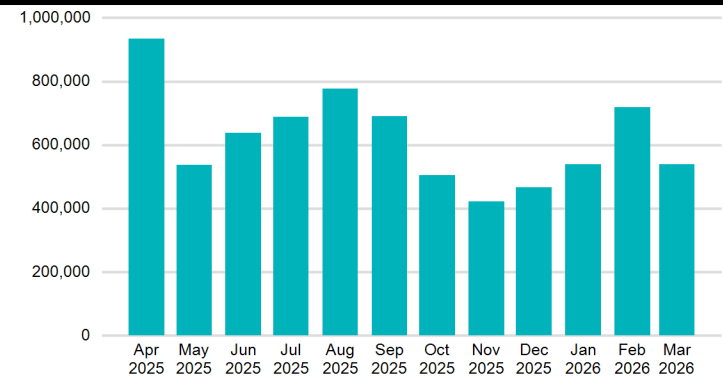
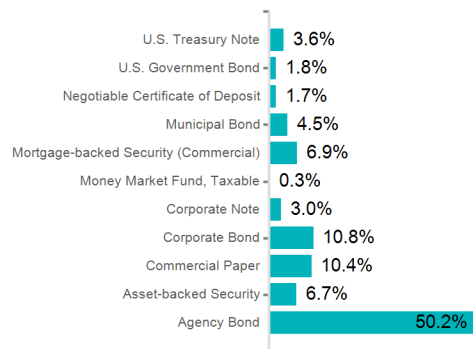
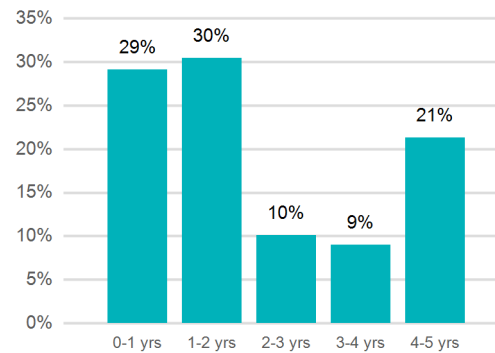
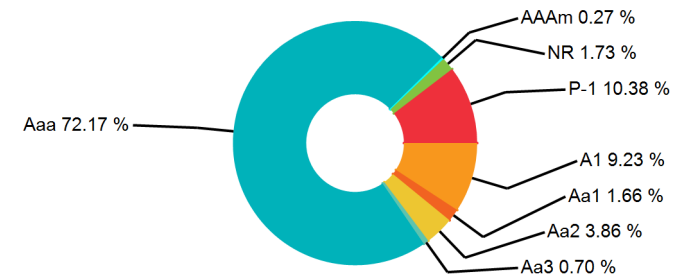
As of March 31, 2025

**MONTHLY RECONCILIATION WITH BNY**

|                             |                       |
|-----------------------------|-----------------------|
| <b>Beginning Book Value</b> | <b>331,570,804.64</b> |
| Contributions               |                       |
| Withdrawals                 |                       |
| Realized Gains/Losses       |                       |
| Purchased Interest          | (7,637.50)            |
| Gross Interest Earnings     | 518,486.32            |
| <b>Ending Book Value</b>    | <b>332,081,653.46</b> |

**PORTFOLIO CHARACTERISTICS**

|                              |          |
|------------------------------|----------|
| Portfolio Yield to Maturity  | 2.80%    |
| Portfolio Effective Duration | 1.72 yrs |
| Weighted Average Maturity    | 2.13 yrs |
| Weighted Average Life        | 1.78 yrs |

**PROJECTED MONTHLY INCOME SCHEDULE****SECTOR ALLOCATION****MATURITY DISTRIBUTION****CREDIT QUALITY**

City of Santa Ana  
**POSITION STATEMENT**  
As of March 31, 2025



| CUSIP                            | Security Description                   | Trade Date/<br>Settlement Date | Par Value              | Principal Cost/<br>Purchased Interest | Total Cost             | Yield at Cost | Maturity/<br>Duration | Market Price/<br>Market Value | Unrealized Gain/<br>(Loss) | % of Assets   | Moody's/<br>S&P Rating |
|----------------------------------|--|--------------------------------|------------------------|---------------------------------------|------------------------|---------------|-----------------------|-------------------------------|----------------------------|---------------|------------------------|
| <b>Cash and Cash Equivalents</b> |  |                                |                        |                                       |                        |               |                       |                               |                            |               |                        |
| 00391CASH                        | Local Agency Investment Fund-LAIFCITY  | 3/31/2025<br>3/31/2025         | \$65,015,343.51        | \$65,015,343.51                       | \$65,015,343.51        | 4.31%         | 0.003<br>0.003        | \$1.00<br>\$65,015,343.51     | \$0.00                     | 15.58%        |                        |
| 00392CASH                        | California CLASS                       | 3/31/2025<br>3/31/2025         | \$2,129,785.66         | \$2,129,785.66                        | \$2,129,785.66         | 4.41%         | 0.003<br>0.003        | \$1.00<br>\$2,129,785.66      | \$0.00                     | 0.51%         |                        |
| 00393CASH                        | Local Agency Investment Fund-LAIF ARPA | 3/31/2025<br>3/31/2025         | \$4,791,857.14         | \$4,791,857.14                        | \$4,791,857.14         | 4.31%         | 0.003<br>0.003        | \$1.00<br>\$4,791,857.14      | \$0.00                     | 1.15%         |                        |
| 00394CASH                        | City of Santa Ana-Petty Cash           | 3/31/2025<br>3/31/2025         | \$79,625.00            | \$79,625.00                           | \$79,625.00            | 0.00%         | 0.003<br>0.003        | \$1.00<br>\$79,625.00         | \$0.00                     | 0.02%         |                        |
| 00396CASH                        | JPMorgan Chase-WORKERS COMP 37983      | 3/31/2025<br>3/31/2025         | \$1,202,265.42         | \$1,202,265.42                        | \$1,202,265.42         | 0.00%         | 0.003<br>0.003        | \$1.00<br>\$1,202,265.42      | \$0.00                     | 0.29%         |                        |
| 00397CASH                        | JPMorgan Chase-GENERAL LIABILITY 38130 | 3/31/2025<br>3/31/2025         | \$2,155,200.26         | \$2,155,200.26                        | \$2,155,200.26         | 0.00%         | 0.003<br>0.003        | \$1.00<br>\$2,155,200.26      | \$0.00                     | 0.52%         |                        |
| 00402CASH                        | JPMorgan Chase-GENERAL 9500            | 3/31/2025<br>3/31/2025         | \$14,723,224.42        | \$14,723,224.42                       | \$14,723,224.42        | 0.00%         | 0.003<br>0.003        | \$1.00<br>\$14,723,224.42     | \$0.00                     | 3.53%         |                        |
| X9USDDTP3                        | Dreyfus Treasury Money Market Fund     | 3/31/2025<br>3/31/2025         | \$873,152.00           | \$873,152.00                          | \$873,152.00           | 4.13%         | 0.003<br>0.003        | \$1.00<br>\$873,152.00        | \$0.00                     | 0.21%         | AAAm                   |
| <b>SubTotal</b>                  |  |                                | <b>\$90,970,453.41</b> | <b>\$90,970,453.41</b>                | <b>\$90,970,453.41</b> | <b>3.45%</b>  |                       | <b>\$90,970,453.41</b>        | <b>\$0.00</b>              | <b>21.80%</b> |                        |
| <b>Agency Bond</b>               |  |                                |                        |                                       |                        |               |                       |                               |                            |               |                        |
| 3136G4G98                        | FNMA 0.560%<br>08/12/2025              | 8/12/2020<br>8/12/2020         | \$6,000,000.00         | \$6,000,000.00                        | \$6,000,000.00         | 0.56%         | 0.367<br>0.364        | \$98.56<br>\$5,913,780.00     | (\$86,220.00)              | 1.42%         | Aaa<br>AA+             |
| 3130ANPE4                        | FHLB 0.700%<br>08/26/2025              | 8/26/2021<br>8/26/2021         | \$6,000,000.00         | \$6,000,000.00                        | \$6,000,000.00         | 0.70%         | 0.405<br>0.403        | \$98.49<br>\$5,909,580.00     | (\$90,420.00)              | 1.42%         | Aaa<br>AA+             |
| 3134GWUE4                        | FMCC 0.500%<br>09/30/2025              | 9/30/2020<br>9/30/2020         | \$5,000,000.00         | \$5,000,000.00                        | \$5,000,000.00         | 0.50%         | 0.501<br>0.500        | \$98.05<br>\$4,902,450.00     | (\$97,550.00)              | 1.17%         | Aaa<br>AA+             |
| 3136G45Q2                        | FNMA 0.530%<br>10/28/2025              | 10/28/2020<br>10/28/2020       | \$6,000,000.00         | \$6,000,000.00                        | \$6,000,000.00         | 0.53%         | 0.578<br>0.574        | \$97.80<br>\$5,867,700.00     | (\$132,300.00)             | 1.41%         | Aaa<br>AA+             |
| 3134GXJL9                        | FMCC 0.500%<br>12/30/2025              | 12/30/2020<br>12/30/2020       | \$6,000,000.00         | \$6,000,000.00                        | \$6,000,000.00         | 0.50%         | 0.751<br>0.749        | \$97.19<br>\$5,831,580.00     | (\$168,420.00)             | 1.40%         | Aaa<br>AA+             |
| 3130AKN69                        | FHLB 0.500%<br>01/28/2026              | 1/28/2021<br>1/28/2021         | \$6,000,000.00         | \$6,000,000.00                        | \$6,000,000.00         | 0.50%         | 0.830<br>0.824        | \$96.92<br>\$5,815,140.00     | (\$184,860.00)             | 1.39%         | Aaa<br>AA+             |

**POSITION STATEMENT**

As of March 31, 2025

| CUSIP     | Security Description      | Trade Date/<br>Settlement Date | Par Value       | Principal Cost/<br>Purchased Interest | Total Cost      | Yield at Cost | Maturity/<br>Duration | Market Price/<br>Market Value | Unrealized Gain/<br>(Loss) | % of Assets | Moody's/<br>S&P Rating |
|-----------|---------------------------|--------------------------------|-----------------|---------------------------------------|-----------------|---------------|-----------------------|-------------------------------|----------------------------|-------------|------------------------|
| 3130ALBM5 | FHLB 0.625%<br>02/24/2026 | 2/24/2021<br>2/24/2021         | \$5,000,000.00  | \$5,000,000.00                        | \$5,000,000.00  | 0.63%         | 0.904<br>0.896        | \$96.79<br>\$4,839,250.00     | (\$160,750.00)             | 1.16%       | Aaa<br>AA+             |
| 3130ALA53 | FHLB 0.600%<br>02/25/2026 | 2/25/2021<br>2/25/2021         | \$5,000,000.00  | \$5,000,000.00                        | \$5,000,000.00  | 0.60%         | 0.907<br>0.898        | \$96.75<br>\$4,837,650.00     | (\$162,350.00)             | 1.16%       | Aaa<br>AA+             |
| 3133EMSU7 | FFCB 0.800%<br>03/09/2026 | 3/9/2021<br>3/9/2021           | \$4,000,000.00  | \$4,000,000.00                        | \$4,000,000.00  | 0.80%         | 0.940<br>0.937        | \$96.73<br>\$3,869,312.00     | (\$130,688.00)             | 0.93%       | Aaa<br>AA+             |
| 3130AMYC0 | FHLB 1.000%<br>03/30/2026 | 6/30/2021<br>6/30/2021         | \$6,000,000.00  | \$6,000,000.00                        | \$6,000,000.00  | 1.00%         | 0.997<br>0.997        | \$96.72<br>\$5,803,260.00     | (\$196,740.00)             | 1.39%       | Aaa<br>AA+             |
| 3130ALW67 | FHLB 1.100%<br>04/22/2026 | 4/22/2021<br>4/22/2021         | \$5,000,000.00  | \$5,000,000.00                        | \$5,000,000.00  | 1.10%         | 1.060<br>1.050        | \$96.65<br>\$4,832,400.00     | (\$167,600.00)             | 1.16%       | Aaa<br>AA+             |
| 3130ANFG0 | FHLB 0.875%<br>05/18/2026 | 8/18/2021<br>8/18/2021         | \$5,000,000.00  | \$5,000,000.00                        | \$5,000,000.00  | 0.88%         | 1.132<br>1.126        | \$96.21<br>\$4,810,250.00     | (\$189,750.00)             | 1.15%       | Aaa<br>AA+             |
| 3130AP3A1 | FHLB 0.850%<br>06/29/2026 | 9/29/2021<br>9/29/2021         | \$5,000,000.00  | \$4,998,750.00                        | \$4,998,750.00  | 0.86%         | 1.247<br>1.240        | \$95.93<br>\$4,796,700.00     | (\$202,050.00)             | 1.15%       | Aaa<br>AA+             |
| 3130AMYU0 | FHLB 1.050%<br>06/30/2026 | 6/30/2021<br>6/30/2021         | \$6,000,000.00  | \$6,000,000.00                        | \$6,000,000.00  | 1.05%         | 1.249<br>1.242        | \$96.17<br>\$5,770,320.00     | (\$229,680.00)             | 1.38%       | Aaa<br>AA+             |
| 3130ANFU9 | FHLB 0.850%<br>07/29/2026 | 7/29/2021<br>7/29/2021         | \$5,000,000.00  | \$5,000,000.00                        | \$5,000,000.00  | 0.85%         | 1.329<br>1.321        | \$95.70<br>\$4,784,950.00     | (\$215,050.00)             | 1.15%       | Aaa<br>AA+             |
| 3133EM2C5 | FFCB 0.710%<br>08/10/2026 | 8/10/2021<br>8/10/2021         | \$6,000,000.00  | \$6,000,000.00                        | \$6,000,000.00  | 0.71%         | 1.362<br>1.353        | \$95.38<br>\$5,722,620.00     | (\$277,380.00)             | 1.37%       | Aaa<br>AA+             |
| 3130ANQ78 | FHLB 0.900%<br>08/27/2026 | 8/27/2021<br>8/27/2021         | \$6,000,000.00  | \$6,000,000.00                        | \$6,000,000.00  | 0.90%         | 1.408<br>1.399        | \$95.59<br>\$5,735,664.00     | (\$264,336.00)             | 1.37%       | Aaa<br>AA+             |
| 3130AP3E3 | FHLB 0.820%<br>09/30/2026 | 9/30/2021<br>9/30/2021         | \$5,000,000.00  | \$5,000,000.00                        | \$5,000,000.00  | 0.82%         | 1.501<br>1.494        | \$95.05<br>\$4,752,300.00     | (\$247,700.00)             | 1.14%       | Aaa<br>AA+             |
| 3130APB79 | FHLB 1.000%<br>09/30/2026 | 9/30/2021<br>9/30/2021         | \$5,000,000.00  | \$5,000,000.00                        | \$5,000,000.00  | 1.00%         | 1.501<br>1.492        | \$95.38<br>\$4,769,150.00     | (\$230,850.00)             | 1.14%       | Aaa<br>AA+             |
| 3130APB46 | FHLB 0.950%<br>10/13/2026 | 10/13/2021<br>10/13/2021       | \$10,000,000.00 | \$10,000,000.00                       | \$10,000,000.00 | 0.95%         | 1.537<br>1.519        | \$95.20<br>\$9,519,700.00     | (\$480,300.00)             | 2.28%       | Aaa<br>AA+             |
| 3130APQB4 | FHLB 1.500%<br>11/23/2026 | 11/23/2021<br>11/23/2021       | \$5,000,000.00  | \$5,000,000.00                        | \$5,000,000.00  | 1.50%         | 1.649<br>1.622        | \$95.82<br>\$4,791,150.00     | (\$208,850.00)             | 1.15%       | Aaa<br>AA+             |
| 3130APVC6 | FHLB 1.375%<br>12/01/2026 | 12/14/2021<br>12/14/2021       | \$5,000,000.00  | \$4,997,500.00                        | \$4,997,500.00  | 1.40%         | 1.671<br>1.646        | \$95.55<br>\$4,777,250.00     | (\$220,250.00)             | 1.14%       | Aaa<br>AA+             |
| 3130AQAB9 | FHLB 1.625%<br>12/30/2026 | 12/30/2021<br>12/30/2021       | \$3,750,000.00  | \$3,750,000.00                        | \$3,750,000.00  | 1.63%         | 1.751<br>1.725        | \$95.71<br>\$3,588,937.50     | (\$161,062.50)             | 0.86%       | Aaa<br>AA+             |
| 3130AQLQ4 | FHLB 1.650%<br>01/27/2027 | 1/27/2022<br>1/27/2022         | \$5,000,000.00  | \$5,000,000.00                        | \$5,000,000.00  | 1.65%         | 1.827<br>1.797        | \$95.65<br>\$4,782,500.00     | (\$217,500.00)             | 1.15%       | Aaa<br>AA+             |

**POSITION STATEMENT**

As of March 31, 2025

| CUSIP                        | Security Description   | Trade Date/<br>Settlement Date | Par Value               | Principal Cost/<br>Purchased Interest | Total Cost              | Yield at Cost | Maturity/<br>Duration | Market Price/<br>Market Value | Unrealized Gain/<br>(Loss) | % of Assets   | Moody's/<br>S&P Rating |
|------------------------------|--|--------------------------------|-------------------------|---------------------------------------|-------------------------|---------------|-----------------------|-------------------------------|----------------------------|---------------|------------------------|
| 3130AQNR0                    | FHLB 1.750%<br>01/27/2027  | 1/27/2022<br>1/27/2022         | \$3,000,000.00          | \$3,000,000.00                        | \$3,000,000.00          | 1.75%         | 1.827<br>1.796        | \$95.73<br>\$2,871,930.00     | (\$128,070.00)             | 0.69%         | Aaa<br>AA+             |
| 3130AQKM4                    | FHLB 1.750%<br>01/28/2027  | 1/28/2022<br>1/28/2022         | \$1,500,000.00          | \$1,500,000.00                        | \$1,500,000.00          | 1.75%         | 1.830<br>1.798        | \$95.65<br>\$1,434,705.00     | (\$65,295.00)              | 0.34%         | Aaa<br>AA+             |
| 3130AQSA2                    | FHLB 1.830%<br>02/10/2027  | 2/10/2022<br>2/10/2022         | \$5,000,000.00          | \$5,000,000.00                        | \$5,000,000.00          | 1.83%         | 1.866<br>1.831        | \$95.71<br>\$4,785,500.00     | (\$214,500.00)             | 1.15%         | Aaa<br>AA+             |
| 3133ENPB0                    | FFCB 2.180%<br>02/16/2027  | 2/16/2022<br>2/16/2022         | \$3,500,000.00          | \$3,500,000.00                        | \$3,500,000.00          | 2.18%         | 1.882<br>1.842        | \$96.39<br>\$3,373,580.00     | (\$126,420.00)             | 0.81%         | Aaa<br>AA+             |
| 3130AQW33                    | FHLB 2.020%<br>02/24/2027  | 2/24/2022<br>2/24/2022         | \$5,000,000.00          | \$5,000,000.00                        | \$5,000,000.00          | 2.02%         | 1.904<br>1.867        | \$95.97<br>\$4,798,250.00     | (\$201,750.00)             | 1.15%         | Aaa<br>AA+             |
| 3130AQYA5                    | FHLB 2.250%<br>02/24/2027  | 2/28/2022<br>2/28/2022         | \$1,500,000.00          | \$1,500,000.00                        | \$1,500,000.00          | 2.25%         | 1.904<br>1.863        | \$96.52<br>\$1,447,758.00     | (\$52,242.00)              | 0.35%         | Aaa<br>AA+             |
| 3130ARC82                    | FHLB 2.100%<br>03/29/2027  | 3/29/2022<br>3/29/2022         | \$3,000,000.00          | \$3,000,000.00                        | \$3,000,000.00          | 2.10%         | 1.995<br>1.963        | \$96.25<br>\$2,887,530.00     | (\$112,470.00)             | 0.69%         | Aaa<br>AA+             |
| 3133ENUH1                    | FFCB 3.330%<br>04/12/2027  | 4/12/2022<br>4/12/2022         | \$2,000,000.00          | \$2,000,000.00                        | \$2,000,000.00          | 3.33%         | 2.033<br>1.949        | \$98.42<br>\$1,968,460.00     | (\$31,540.00)              | 0.47%         | Aaa<br>AA+             |
| 3133ENVV9                    | FFCB 3.630%<br>05/03/2027  | 5/3/2022<br>5/3/2022           | \$3,000,000.00          | \$3,000,000.00                        | \$3,000,000.00          | 3.63%         | 2.090<br>2.001        | \$98.88<br>\$2,966,400.00     | (\$33,600.00)              | 0.71%         | Aaa<br>AA+             |
| 3130AFFX0                    | FHLB 3.250%<br>11/16/2028  | 1/26/2024<br>1/26/2024         | \$1,000,000.00          | \$969,118.00                          | \$969,118.00            | 3.96%         | 3.633<br>3.405        | \$97.69<br>\$976,870.00       | \$7,752.00                 | 0.23%         | Aaa<br>AA+             |
| 3133EPW84                    | FFCB 3.875%<br>01/18/29  | 1/26/2024<br>1/26/2024         | \$1,000,000.00          | \$992,169.00                          | \$992,169.00            | 4.05%         | 3.805<br>3.540        | \$99.38<br>\$993,785.00       | \$1,616.00                 | 0.24%         | Aaa<br>AA+             |
| 3133ENUR9                    | FFCB 3.700%<br>04/18/2029  | 7/25/2024<br>7/26/2024         | \$5,725,000.00          | \$5,556,742.25                        | \$5,556,742.25          | 4.39%         | 4.052<br>3.729        | \$97.63<br>\$5,589,203.00     | \$32,460.75                | 1.34%         | Aaa<br>AA+             |
| 3130B1BC0                    | FHLB 4.625%<br>06/08/2029  | 7/22/2024<br>7/23/2024         | \$2,950,000.00          | \$3,001,300.50                        | \$3,001,300.50          | 4.22%         | 4.192<br>3.805        | \$102.19<br>\$3,014,457.50    | \$13,157.00                | 0.72%         | Aaa<br>AA+             |
| <b>SubTotal</b>              |  |                                | <b>\$169,925,000.00</b> | <b>\$169,765,579.75</b>               | <b>\$169,765,579.75</b> | <b>1.32%</b>  |                       | <b>\$164,132,022.00</b>       | <b>(\$5,633,557.75)</b>    | <b>39.34%</b> |                        |
| <b>Asset-backed Security</b> |  |                                |                         |                                       |                         |               |                       |                               |                            |               |                        |
| 437918AC9                    | Honda Auto<br>Receivables 2024-1<br>Owner Trust 5.210%<br>08/15/2028 | 11/4/2024<br>11/5/2024         | \$6,535,000.00          | \$6,609,795.12                        | \$6,609,795.12          | 4.55%         | 3.378<br>1.420        | \$100.95<br>\$6,596,964.87    | (\$12,830.25)              | 1.58%         | Aaa<br>AAA             |
| 14041NGE5                    | Capital One Multi-<br>Asset Execution<br>Trust 3.920%<br>09/17/2029  | 11/12/2024<br>11/13/2024       | \$5,000,000.00          | \$4,911,718.75                        | \$4,911,718.75          | 4.63%         | 4.468<br>0.421        | \$99.29<br>\$4,964,610.00     | \$52,891.25                | 1.19%         | AAA                    |

**POSITION STATEMENT**

As of March 31, 2025

| CUSIP                   | Security Description  | Trade Date/<br>Settlement Date | Par Value              | Principal Cost/<br>Purchased Interest | Total Cost             | Yield at Cost | Maturity/<br>Duration | Market Price/<br>Market Value | Unrealized Gain/<br>(Loss) | % of Assets  | Moody's/<br>S&P Rating |
|-------------------------|---|--------------------------------|------------------------|---------------------------------------|------------------------|---------------|-----------------------|-------------------------------|----------------------------|--------------|------------------------|
| 43814VAC1               | HONDA AUTO RECEIVABLES<br>2025-1 A-3<br>20290921 4.57000          | 2/4/2025<br>2/11/2025          | \$2,000,000.00         | \$1,999,938.40                        | \$1,999,938.40         | 4.62%         | 4.479<br>1.633        | \$100.44<br>\$2,008,752.00    | \$8,813.60                 | 0.48%        | AAA                    |
| 096924AD7               | BMW Vehicle Owner Trust 2025-A<br>4.560% 09/25/2029               | 2/4/2025<br>2/12/2025          | \$4,350,000.00         | \$4,349,571.52                        | \$4,349,571.52         | 4.61%         | 4.490<br>1.654        | \$100.38<br>\$4,366,669.20    | \$17,097.68                | 1.05%        | Aaa<br>AAA             |
| 02582JKM1               | American Express Credit Account Master Trust 4.560%<br>12/17/2029 | 2/4/2025<br>2/11/2025          | \$4,000,000.00         | \$3,999,111.60                        | \$3,999,111.60         | 4.61%         | 4.718<br>2.025        | \$100.93<br>\$4,037,068.00    | \$37,956.40                | 0.97%        | AAA                    |
| <b>SubTotal</b>         |   |                                | <b>\$21,885,000.00</b> | <b>\$21,870,135.39</b>                | <b>\$21,870,135.39</b> | <b>4.60%</b>  |                       | <b>\$21,974,064.07</b>        | <b>\$103,928.68</b>        | <b>5.27%</b> |                        |
| <b>Commercial Paper</b> |   |                                |                        |                                       |                        |               |                       |                               |                            |              |                        |
| 09659BRH5               | BNP Paribas<br>04/17/2025   | 7/23/2024<br>7/23/2024         | \$11,105,000.00        | \$10,689,167.11                       | \$10,689,167.11        | 5.23%         | 0.047<br>0.047        | \$99.73<br>\$11,075,516.23    | \$386,349.12               | 2.65%        | P-1<br>A-1             |
| 62479LSK2               | MUFG Bank, Ltd.<br>05/19/2025                                     | 1/30/2025<br>1/30/2025         | \$7,000,000.00         | \$6,907,380.28                        | \$6,907,380.28         | 4.43%         | 0.134<br>0.136        | \$99.38<br>\$6,956,439.00     | \$49,058.72                | 1.67%        | P-1<br>A-1             |
| 22533TTW6               | Credit Agricole Corporate and Investment Bank<br>06/30/2025       | 1/30/2025<br>1/30/2025         | \$10,055,000.00        | \$9,873,225.15                        | \$9,873,225.15         | 4.39%         | 0.249<br>0.253        | \$98.88<br>\$9,942,303.56     | \$69,078.41                | 2.38%        | P-1<br>A-1             |
| 4497W0UB2               | ING (U.S.) Funding LLC 07/11/2025                                 | 1/7/2025<br>1/8/2025           | \$6,050,000.00         | \$5,916,416.00                        | \$5,916,416.00         | 4.42%         | 0.279<br>0.283        | \$98.75<br>\$5,974,417.35     | \$58,001.35                | 1.43%        | P-1<br>A-1             |
| <b>SubTotal</b>         |   |                                | <b>\$34,210,000.00</b> | <b>\$33,386,188.54</b>                | <b>\$33,386,188.54</b> | <b>4.68%</b>  |                       | <b>\$33,948,676.14</b>        | <b>\$562,487.60</b>        | <b>8.14%</b> |                        |
| <b>Corporate Bond</b>   |   |                                |                        |                                       |                        |               |                       |                               |                            |              |                        |
| 24422EXV6               | John Deere Capital Corporation 4.200%<br>07/15/2027               | 9/3/2024<br>9/6/2024           | \$6,000,000.00         | \$6,006,960.00                        | \$6,006,960.00         | 4.16%         | 2.290<br>2.188        | \$99.98<br>\$5,998,500.00     | (\$8,460.00)               | 1.44%        | A1<br>A                |
| 48128GU99               | JPMorgan Chase & Co. 1.250%<br>07/31/2027                         | 10/2/2024<br>10/3/2024         | \$4,500,000.00         | \$4,119,300.00                        | \$4,119,300.00         | 4.47%         | 2.334<br>2.301        | \$91.82<br>\$4,131,900.00     | \$12,600.00                | 0.99%        | A1<br>A                |
| 478160DH4               | Johnson & Johnson 4.550% 03/01/2028                               | 2/18/2025<br>2/20/2025         | \$5,000,000.00         | \$5,000,200.00                        | \$5,000,200.00         | 4.55%         | 2.921<br>2.753        | \$101.03<br>\$5,051,700.00    | \$51,500.00                | 1.21%        | Aaa<br>AAA             |
| 931142FB4               | Walmart Inc. 3.900%<br>04/15/2028                                 | 9/17/2024<br>9/18/2024         | \$5,625,000.00         | \$5,673,262.50                        | \$5,673,262.50         | 3.64%         | 3.044<br>2.844        | \$99.54<br>\$5,599,125.00     | (\$74,137.50)              | 1.34%        | Aa2<br>AA              |

**POSITION STATEMENT**

As of March 31, 2025

| CUSIP  | Security Description  | Trade Date/<br>Settlement Date | Par Value              | Principal Cost/<br>Purchased Interest | Total Cost             | Yield at Cost | Maturity/<br>Duration | Market Price/<br>Market Value | Unrealized Gain/<br>(Loss) | % of Assets  | Moody's/<br>S&P Rating |
|--|---|--------------------------------|------------------------|---------------------------------------|------------------------|---------------|-----------------------|-------------------------------|----------------------------|--------------|------------------------|
| 89236TMF9                                    | Toyota Motor Credit Corporation 5.050% 05/16/2029             | 7/24/2024<br>7/25/2024         | \$4,000,000.00         | \$4,058,560.00                        | \$4,058,560.00         | 4.71%         | 4.129<br>3.711        | \$101.74<br>\$4,069,400.00    | \$10,840.00                | 0.98%        | A1<br>A+               |
| 713448FX1                                    | PepsiCo, Inc. 4.500% 07/17/2029                               | 7/22/2024<br>7/23/2024         | \$3,000,000.00         | \$2,993,100.00                        | \$2,993,100.00         | 4.55%         | 4.299<br>3.920        | \$100.86<br>\$3,025,890.00    | \$32,790.00                | 0.73%        | A1<br>A+               |
| 713448GB8                                    | PepsiCo, Inc. 4.600% 02/07/2030                               | 2/6/2025<br>2/7/2025           | \$3,000,000.00         | \$2,992,980.00                        | \$2,992,980.00         | 4.65%         | 4.860<br>4.375        | \$100.73<br>\$3,021,780.00    | \$28,800.00                | 0.72%        | A1<br>A+               |
| 478160DJ0                                    | Johnson & Johnson 4.700% 03/01/2030                           | 2/19/2025<br>3/3/2025          | \$4,500,000.00         | \$4,507,695.00<br>\$7,637.50          | \$4,515,332.50         | 4.66%         | 4.921<br>4.430        | \$101.61<br>\$4,572,360.00    | \$64,665.00                | 1.10%        | Aaa<br>AAA             |
| <b>SubTotal</b>                              |   |                                | <b>\$35,625,000.00</b> | <b>\$35,352,057.50<br/>\$7,637.50</b> | <b>\$35,359,695.00</b> | <b>4.37%</b>  |                       | <b>\$35,470,655.00</b>        | <b>\$118,597.50</b>        | <b>8.50%</b> |                        |
| <b>Corporate Note</b>                        |   |                                |                        |                                       |                        |               |                       |                               |                            |              |                        |
| 06055JHN2                                    | Bank of America Corporation 5.000% 12/06/2027                 | 12/10/2024<br>12/11/2024       | \$10,000,000.00        | \$10,000,000.00                       | \$10,000,000.00        | 5.00%         | 2.685<br>2.503        | \$99.59<br>\$9,958,900.00     | (\$41,100.00)              | 2.39%        | A1<br>A-               |
| <b>SubTotal</b>                              |   |                                | <b>\$10,000,000.00</b> | <b>\$10,000,000.00</b>                | <b>\$10,000,000.00</b> | <b>5.00%</b>  |                       | <b>\$9,958,900.00</b>         | <b>(\$41,100.00)</b>       | <b>2.39%</b> |                        |
| <b>Mortgage-backed Security (Commercial)</b> |   |                                |                        |                                       |                        |               |                       |                               |                            |              |                        |
| 3132XFMR6                                    | Federal Home Loan Mortgage Corporation 4.340% 08/01/2028      | 7/31/2024<br>8/5/2024          | \$5,500,000.00         | \$5,463,261.72                        | \$5,463,261.72         | 4.57%         | 3.340<br>1.772        | \$99.86<br>\$5,492,437.50     | \$29,175.78                | 1.32%        | Aaa<br>AA+             |
| 3137HFF59                                    | Federal Home Loan Mortgage Corporation 4.618% 07/25/2029      | 8/13/2024<br>8/22/2024         | \$2,400,000.00         | \$2,441,937.60                        | \$2,441,937.60         | 4.19%         | 4.321<br>2.451        | \$100.91<br>\$2,421,777.60    | (\$20,160.00)              | 0.58%        | Aaa<br>AA+             |
| 3140NWBC8                                    | Federal National Mortgage Association, Inc. 4.080% 09/01/2029 | 10/7/2024<br>10/10/2024        | \$6,000,000.00         | \$5,941,406.25                        | \$5,941,406.25         | 4.34%         | 4.425<br>2.282        | \$98.81<br>\$5,928,660.00     | (\$12,746.25)              | 1.42%        | Aaa<br>AA+             |
| 3132XKWE3                                    | Federal Home Loan Mortgage Corporation 4.000% 10/01/2029      | 1/24/2025<br>1/29/2025         | \$3,725,000.00         | \$3,608,593.75                        | \$3,608,593.75         | 4.78%         | 4.507<br>2.319        | \$98.31<br>\$3,661,935.75     | \$53,342.00                | 0.88%        | Aaa<br>AA+             |
| 3137HJ5Y9                                    | Federal Home Loan Mortgage Corporation 4.700% 11/25/2029      | 1/23/2025<br>1/30/2025         | \$2,000,000.00         | \$1,993,510.00                        | \$1,993,510.00         | 4.74%         | 4.658<br>2.367        | \$101.27<br>\$2,025,388.00    | \$31,878.00                | 0.49%        | Aaa<br>AA+             |

**POSITION STATEMENT**

As of March 31, 2025

| CUSIP                                    | Security Description  | Trade Date/<br>Settlement Date | Par Value              | Principal Cost/<br>Purchased Interest | Total Cost             | Yield at Cost | Maturity/<br>Duration | Market Price/<br>Market Value | Unrealized Gain/<br>(Loss) | % of Assets  | Moody's/<br>S&P Rating |
|--|---|--------------------------------|------------------------|---------------------------------------|------------------------|---------------|-----------------------|-------------------------------|----------------------------|--------------|------------------------|
| 3140NW7A7                                | Federal National Mortgage Association, Inc. 4.515% 12/01/2029             | 12/18/2024<br>12/27/2024       | \$3,000,000.00         | \$2,981,250.00                        | \$2,981,250.00         | 4.70%         | 4.674<br>2.408        | \$100.38<br>\$3,011,262.00    | \$30,012.00                | 0.72%        | Aaa<br>AA+             |
| <b>SubTotal</b>                          |   |                                | <b>\$22,625,000.00</b> | <b>\$22,429,959.32</b>                | <b>\$22,429,959.32</b> | <b>4.53%</b>  |                       | <b>\$22,541,460.85</b>        | <b>\$111,501.53</b>        | <b>5.40%</b> |                        |
| <b>Municipal Bond</b>                    |   |                                |                        |                                       |                        |               |                       |                               |                            |              |                        |
| 13063DC48                                | California, State of 1.700% 02/01/2028                                    | 7/25/2024<br>7/26/2024         | \$3,120,000.00         | \$2,853,302.40                        | \$2,853,302.40         | 4.35%         | 2.841<br>2.768        | \$93.40<br>\$2,913,924.00     | \$60,621.60                | 0.70%        | Aa2<br>AA-             |
| 79773KPC2                                | San Francisco, City & County of 4.670% 06/15/2028                         | 1/15/2025<br>1/30/2025         | \$1,335,000.00         | \$1,342,876.50                        | \$1,342,876.50         | 4.48%         | 3.211<br>2.977        | \$101.33<br>\$1,352,766.18    | \$9,889.68                 | 0.32%        | Aa1<br>AA+             |
| 283062DS3                                | El Dorado Irrigation District Financing Corporation 2.055% 03/01/2029     | 7/30/2024<br>8/1/2024          | \$2,500,000.00         | \$2,260,300.00                        | \$2,260,300.00         | 4.39%         | 3.921<br>3.769        | \$91.53<br>\$2,288,167.50     | \$27,867.50                | 0.55%        | Aa3<br>AA-             |
| 79773KPD0                                | San Francisco, City & County of 4.800% 06/15/2029                         | 1/15/2025<br>1/30/2025         | \$4,015,000.00         | \$4,045,875.35                        | \$4,045,875.35         | 4.60%         | 4.211<br>3.811        | \$101.94<br>\$4,092,782.60    | \$46,907.25                | 0.98%        | Aa1<br>AA+             |
| 13063EGT7                                | California, State of 4.500% 08/01/2029                                    | 11/5/2024<br>11/6/2024         | \$4,075,000.00         | \$4,092,685.50                        | \$4,092,685.50         | 4.40%         | 4.340<br>3.959        | \$100.69<br>\$4,103,223.45    | \$10,537.95                | 0.98%        | Aa2<br>AA-             |
| <b>SubTotal</b>                          |   |                                | <b>\$15,045,000.00</b> | <b>\$14,595,039.75</b>                | <b>\$14,595,039.75</b> | <b>4.45%</b>  |                       | <b>\$14,750,863.73</b>        | <b>\$155,823.98</b>        | <b>3.54%</b> |                        |
| <b>Negotiable Certificate of Deposit</b> |   |                                |                        |                                       |                        |               |                       |                               |                            |              |                        |
| 88413QDE5                                | Third Federal Savings and Loan Association of Cleveland 0.800% 05/23/2025 | 11/24/2021<br>11/24/2021       | \$248,000.00           | \$248,000.00                          | \$248,000.00           | 0.79%         | 0.145<br>0.145        | \$99.49<br>\$246,722.80       | (\$1,277.20)               | 0.06%        |                        |
| 32022EAU0                                | First Fed Bank 0.850% 08/29/2025  | 12/29/2021<br>12/29/2021       | \$248,000.00           | \$248,000.00                          | \$248,000.00           | 0.84%         | 0.414<br>0.413        | \$98.58<br>\$244,478.40       | (\$3,521.60)               | 0.06%        |                        |
| 39573LCC0                                | Greenstate Credit Union 0.900% 11/24/2025                                 | 11/23/2021<br>11/23/2021       | \$248,000.00           | \$248,000.00                          | \$248,000.00           | 0.89%         | 0.652<br>0.650        | \$97.20<br>\$241,055.50       | (\$6,944.50)               | 0.06%        |                        |

**POSITION STATEMENT**

As of March 31, 2025

| CUSIP     | Security Description                                  | Trade Date/<br>Settlement Date | Par Value    | Principal Cost/<br>Purchased Interest | Total Cost   | Yield at Cost | Maturity/<br>Duration | Market Price/<br>Market Value | Unrealized Gain/<br>(Loss) | % of Assets | Moody's/<br>S&P Rating |
|-----------|---|--------------------------------|--------------|---------------------------------------|--------------|---------------|-----------------------|-------------------------------|----------------------------|-------------|------------------------|
| 38149MR47 | Goldman Sachs Bank USA Holdings LLC 1.000% 12/22/2025 | 12/22/2021<br>12/22/2021       | \$248,000.00 | \$248,000.00                          | \$248,000.00 | 0.99%         | 0.729<br>0.726        | \$96.99<br>\$240,547.10       | (\$7,452.90)               | 0.06%       |                        |
| 06417NF73 | Bank OZK 0.600% 05/12/2026                            | 11/12/2021<br>11/12/2021       | \$248,000.00 | \$248,000.00                          | \$248,000.00 | 0.60%         | 1.115<br>1.111        | \$95.12<br>\$235,901.07       | (\$12,098.93)              | 0.06%       |                        |
| 02568KAJ4 | Luminate Bank 0.700% 05/27/2026                       | 11/26/2021<br>11/26/2021       | \$248,000.00 | \$248,000.00                          | \$248,000.00 | 0.69%         | 1.156<br>1.152        | \$95.07<br>\$235,774.10       | (\$12,225.90)              | 0.06%       |                        |
| 45776NEN2 | Insbank 0.900% 06/19/2026                             | 12/20/2021<br>12/20/2021       | \$248,000.00 | \$248,000.00                          | \$248,000.00 | 0.89%         | 1.219<br>1.212        | \$95.08<br>\$235,798.15       | (\$12,201.85)              | 0.06%       |                        |
| 15721UET2 | CFBank, National Association 0.850% 07/10/2026        | 11/10/2021<br>11/10/2021       | \$248,000.00 | \$248,000.00                          | \$248,000.00 | 0.84%         | 1.277<br>1.269        | \$94.81<br>\$235,123.10       | (\$12,876.90)              | 0.06%       |                        |
| 292079AR1 | Empire State Bank 0.900% 07/13/2026                   | 11/12/2021<br>11/12/2021       | \$248,000.00 | \$248,000.00                          | \$248,000.00 | 0.89%         | 1.285<br>1.276        | \$94.97<br>\$235,513.70       | (\$12,486.30)              | 0.06%       |                        |
| 549104ZS9 | Luana Savings Bank 0.600% 11/05/2026                  | 11/5/2021<br>11/5/2021         | \$248,000.00 | \$248,000.00                          | \$248,000.00 | 0.59%         | 1.600<br>1.591        | \$93.36<br>\$231,525.36       | (\$16,474.64)              | 0.06%       |                        |
| 87165FD76 | Synchrony Bank 1.100% 11/05/2026                      | 11/5/2021<br>11/5/2021         | \$248,000.00 | \$248,000.00                          | \$248,000.00 | 1.09%         | 1.600<br>1.583        | \$94.13<br>\$233,448.10       | (\$14,551.90)              | 0.06%       |                        |
| 59013KPN0 | Merrick Bank Corporation 1.100% 11/09/2026            | 11/9/2021<br>11/9/2021         | \$248,000.00 | \$248,000.00                          | \$248,000.00 | 1.09%         | 1.611<br>1.596        | \$94.05<br>\$233,248.71       | (\$14,751.29)              | 0.06%       |                        |
| 70962LAV4 | Pentagon Federal Credit Union 1.000% 11/10/2026       | 11/10/2021<br>11/10/2021       | \$248,000.00 | \$248,000.00                          | \$248,000.00 | 0.99%         | 1.614<br>1.600        | \$93.88<br>\$232,833.06       | (\$15,166.94)              | 0.06%       |                        |
| 89235MMB4 | Toyota Financial Savings Bank 1.100% 11/12/2026       | 11/12/2021<br>11/12/2021       | \$248,000.00 | \$248,000.00                          | \$248,000.00 | 1.09%         | 1.619<br>1.602        | \$94.06<br>\$233,267.56       | (\$14,732.44)              | 0.06%       |                        |
| 73319FBJ7 | Poppy Business Merchant 0.800% 11/17/2026             | 11/17/2021<br>11/17/2021       | \$248,000.00 | \$248,000.00                          | \$248,000.00 | 0.79%         | 1.633<br>1.622        | \$93.50<br>\$231,880.00       | (\$16,120.00)              | 0.06%       |                        |
| 30781JAW0 | Farmers & Merchants Bank of Colby 0.850% 11/19/2026   | 11/19/2021<br>11/19/2021       | \$248,000.00 | \$248,000.00                          | \$248,000.00 | 0.84%         | 1.638<br>1.627        | \$93.56<br>\$232,029.30       | (\$15,970.70)              | 0.06%       |                        |
| 856285YQ8 | State Bank of India 1.150% 11/30/2026                 | 11/29/2021<br>11/29/2021       | \$248,000.00 | \$248,000.00                          | \$248,000.00 | 1.13%         | 1.668<br>1.649        | \$95.41<br>\$236,614.32       | (\$11,385.68)              | 0.06%       |                        |
| 58404DMQ1 | Medallion Bank 1.250% 12/21/2026                      | 12/20/2021<br>12/20/2021       | \$248,000.00 | \$248,000.00                          | \$248,000.00 | 1.23%         | 1.726<br>1.707        | \$93.94<br>\$232,970.46       | (\$15,029.54)              | 0.06%       |                        |

**POSITION STATEMENT**

As of March 31, 2025

| CUSIP                       | Security Description  | Trade Date/<br>Settlement Date | Par Value             | Principal Cost/<br>Purchased Interest | Total Cost            | Yield at Cost | Maturity/<br>Duration | Market Price/<br>Market Value | Unrealized Gain/<br>(Loss) | % of Assets  | Moody's/<br>S&P Rating |
|-----------------------------|---|--------------------------------|-----------------------|---------------------------------------|-----------------------|---------------|-----------------------|-------------------------------|----------------------------|--------------|------------------------|
| 02589ABT8                   | American Express National Bank 2.000% 03/16/2027                    | 3/16/2022<br>3/16/2022         | \$248,000.00          | \$248,000.00                          | \$248,000.00          | 1.97%         | 1.959<br>1.929        | \$96.29<br>\$238,794.24       | (\$9,205.76)               | 0.06%        |                        |
| 14042TEP8                   | Capital One Bank (Usa), National Association 2.000% 03/16/2027      | 3/16/2022<br>3/16/2022         | \$248,000.00          | \$248,000.00                          | \$248,000.00          | 1.97%         | 1.959<br>1.929        | \$96.29<br>\$238,794.24       | (\$9,205.76)               | 0.06%        |                        |
| 07371AH22                   | XD Bank 2.250% 03/24/2027   | 3/30/2022<br>3/30/2022         | \$248,000.00          | \$248,000.00                          | \$248,000.00          | 2.22%         | 1.981<br>1.948        | \$96.73<br>\$239,887.92       | (\$8,112.08)               | 0.06%        |                        |
| 07371CT25                   | Beal Bank USA 2.250% 03/24/2027                                     | 3/30/2022<br>3/30/2022         | \$248,000.00          | \$248,000.00                          | \$248,000.00          | 2.22%         | 1.981<br>1.947        | \$95.09<br>\$235,832.38       | (\$12,167.62)              | 0.06%        |                        |
| 61768U3U9                   | Morgan Stanley Private Bank, National Association 2.250% 03/30/2027 | 3/31/2022<br>3/31/2022         | \$248,000.00          | \$248,000.00                          | \$248,000.00          | 2.25%         | 1.997<br>1.963        | \$95.10<br>\$235,854.45       | (\$12,145.55)              | 0.06%        |                        |
| 61773TCX9                   | Morgan Stanley Bank, National Association 2.250% 03/30/2027         | 3/31/2022<br>3/31/2022         | \$248,000.00          | \$248,000.00                          | \$248,000.00          | 2.25%         | 1.997<br>1.963        | \$95.10<br>\$235,854.45       | (\$12,145.55)              | 0.06%        |                        |
| <b>SubTotal</b>             |   |                                | <b>\$5,952,000.00</b> | <b>\$5,952,000.00</b>                 | <b>\$5,952,000.00</b> | <b>1.21%</b>  |                       | <b>\$5,673,748.47</b>         | <b>(\$278,251.53)</b>      | <b>1.36%</b> |                        |
| <b>U.S. Government Bond</b> |   |                                |                       |                                       |                       |               |                       |                               |                            |              |                        |
| 3133EMBH4                   | Federal Farm Credit Banks Funding Corporation 0.530% 09/29/2025     | 9/29/2020<br>9/29/2020         | \$5,000,000.00        | \$5,000,000.00                        | \$5,000,000.00        | 0.53%         | 0.499<br>0.487        | \$98.03<br>\$4,901,550.00     | (\$98,450.00)              | 1.17%        | Aaa<br>AA+             |
| 3133EPW68                   | Federal Farm Credit Banks Funding Corporation 4.125% 01/22/2026     | 1/29/2024<br>1/29/2024         | \$1,000,000.00        | \$995,300.00                          | \$995,300.00          | 4.38%         | 0.814<br>0.786        | \$99.91<br>\$999,130.00       | \$3,830.00                 | 0.24%        | Aaa<br>AA+             |
| <b>SubTotal</b>             |   |                                | <b>\$6,000,000.00</b> | <b>\$5,995,300.00</b>                 | <b>\$5,995,300.00</b> | <b>1.18%</b>  |                       | <b>\$5,900,680.00</b>         | <b>(\$94,620.00)</b>       | <b>1.41%</b> |                        |
| <b>U.S. Treasury Note</b>   |   |                                |                       |                                       |                       |               |                       |                               |                            |              |                        |
| 91282CKD2                   | UST 4.250% 02/28/2029   | 7/30/2024<br>7/31/2024         | \$6,000,000.00        | \$6,051,328.13                        | \$6,051,328.13        | 4.04%         | 3.918<br>3.646        | \$101.08<br>\$6,064,980.00    | \$13,651.87                | 1.45%        | Aaa<br>AA+             |
| 91282CKG5                   | UST 4.125% 03/31/2029   | 7/24/2024<br>7/25/2024         | \$3,675,000.00        | \$3,671,411.13                        | \$3,671,411.13        | 4.15%         | 4.003<br>3.663        | \$100.63<br>\$3,698,248.05    | \$26,836.92                | 0.89%        | Aaa<br>AA+             |

**POSITION STATEMENT**

As of March 31, 2025

| CUSIP              | Security Description     | Trade Date/<br>Settlement Date | Par Value               | Principal Cost/<br>Purchased Interest   | Total Cost              | Yield at Cost | Maturity/<br>Duration | Market Price/<br>Market Value | Unrealized Gain/<br>(Loss) | % of Assets    | Moody's/<br>S&P Rating |
|--------------------|--------------------------|--------------------------------|-------------------------|---|-------------------------|---------------|-----------------------|-------------------------------|----------------------------|----------------|------------------------|
| 91282CMA6          | UST 4.125%<br>11/30/2029 | 12/18/2024<br>12/19/2024       | \$2,150,000.00          | \$2,139,501.95<br>\$4,629.29            | \$2,144,131.24          | 4.23%         | 4.671<br>4.238        | \$100.66<br>\$2,164,276.00    | \$24,774.05                | 0.52%          | Aaa<br>AA+             |
| <b>SubTotal</b>    |                          |                                | <b>\$11,825,000.00</b>  | <b>\$11,862,241.21<br/>\$4,629.29</b>   | <b>\$11,866,870.50</b>  | <b>4.11%</b>  |                       | <b>\$11,927,504.05</b>        | <b>\$65,262.84</b>         | <b>2.86%</b>   |                        |
| <b>Grand Total</b> |                          |                                | <b>\$424,062,453.41</b> | <b>\$422,178,954.87<br/>\$12,266.79</b> | <b>\$422,191,221.66</b> | <b>2.94%</b>  |                       | <b>\$417,249,027.72</b>       | <b>(\$4,929,927.15)</b>    | <b>100.00%</b> |                        |

**TRANSACTION STATEMENT - PORTFOLIO HELD AT BNY**

As of March 31, 2025

| Transaction Type | Trade Date | Settlement Date | CUSIP     | Security Description                   | Par Value           | Principal Amount    | Purchased Interest | Total Cost          | Yield at Cost |
|------------------|------------|-----------------|-----------|--|---------------------|---------------------|--------------------|---------------------|---------------|
| <b>Purchase</b>  |            |                 |           |  |                     |                     |                    |                     |               |
| Purchase         | 2/19/2025  | 3/3/2025        | 478160DJ0 | Johnson & Johnson<br>4.700% 03/01/2030 | 4,500,000.00        | 4,507,695.00        | 7,637.50           | 4,515,332.50        | 4.66%         |
| <b>Total</b>     |            |                 |           |  | <b>4,500,000.00</b> | <b>4,507,695.00</b> | <b>7,637.50</b>    | <b>4,515,332.50</b> |               |

| Transaction Type          | Payment Date | Settlement Date | CUSIP     | Security Description   | Interest Received |
|---------------------------|--------------|-----------------|-----------|--|-------------------|
| <b>Interest/Dividends</b> |              |                 |           |  |                   |
| Interest/Dividends        | 3/3/2025     | 3/3/2025        | 283062DS3 | El Dorado Irrigation District Financing Corporation 2.055%<br>03/01/2029 | 25,687.50         |
| Interest/Dividends        | 3/3/2025     | 3/3/2025        | 39573LCC0 | Greenstate Credit Union 0.900% 11/24/2025                                | 171.22            |
| Interest/Dividends        | 3/4/2025     | 3/4/2025        | X9USDDTP3 | Dreyfus Treasury Money Market Fund                                       | 14,897.43         |
| Interest/Dividends        | 3/6/2025     | 3/6/2025        | 06055JHN2 | Bank of America Corporation 5.000% 12/06/2027                            | 41,666.67         |
| Interest/Dividends        | 3/10/2025    | 3/10/2025       | 59013KPN0 | Merrick Bank Corporation 1.100% 11/09/2026                               | 209.27            |
| Interest/Dividends        | 3/10/2025    | 3/10/2025       | 15721UET2 | CFBank, National Association 0.850% 07/10/2026                           | 161.71            |
| Interest/Dividends        | 3/10/2025    | 3/10/2025       | 70962LAV4 | Pentagon Federal Credit Union 1.000% 11/10/2026                          | 190.25            |
| Interest/Dividends        | 3/10/2025    | 3/10/2025       | 3133EMSU7 | FFCB 0.800% 03/09/2026   | 16,000.00         |
| Interest/Dividends        | 3/12/2025    | 3/12/2025       | 06417NF73 | Bank OZK 0.600% 05/12/2026   | 114.15            |
| Interest/Dividends        | 3/15/2025    | 3/15/2025       | 14041NGE5 | Capital One Multi-Asset Execution Trust 3.920%<br>09/17/2029             | 16,333.34         |
| Interest/Dividends        | 3/15/2025    | 3/15/2025       | 02582JKM1 | American Express Credit Account Master Trust 4.560%<br>12/17/2029        | 17,226.67         |
| Interest/Dividends        | 3/15/2025    | 3/15/2025       | 437918AC9 | Honda Auto Receivables 2024-1 Owner Trust 5.210%<br>08/15/2028           | 28,372.79         |
| Interest/Dividends        | 3/17/2025    | 3/17/2025       | 02589ABT8 | American Express National Bank 2.000% 03/16/2027                         | 2,459.62          |
| Interest/Dividends        | 3/17/2025    | 3/17/2025       | 73319FBJ7 | Poppy Business Merchant 0.800% 11/17/2026                                | 152.20            |

**TRANSACTION STATEMENT - PORTFOLIO HELD AT BNY**

As of March 31, 2025

| Transaction Type   | Payment Date | Settlement Date | CUSIP     | Security Description  | Interest Received |
|--------------------|--------------|-----------------|-----------|---|-------------------|
| Interest/Dividends | 3/17/2025    | 3/17/2025       | 14042TEP8 | Capital One Bank (Usa), National Association 2.000% 03/16/2027  | 2,459.62          |
| Interest/Dividends | 3/19/2025    | 3/19/2025       | 30781JAW0 | Farmers & Merchants Bank of Colby 0.850% 11/19/2026             | 161.71            |
| Interest/Dividends | 3/20/2025    | 3/20/2025       | 45776NEN2 | Insbank 0.900% 06/19/2026                                       | 171.22            |
| Interest/Dividends | 3/20/2025    | 3/20/2025       | 58404DMQ1 | Medallion Bank 1.250% 12/21/2026                                | 237.81            |
| Interest/Dividends | 3/21/2025    | 3/21/2025       | 43814VAC1 | HONDA AUTO RECEIVABLES 2025-1 A-3 20290921 4.57000              | 10,155.56         |
| Interest/Dividends | 3/25/2025    | 3/25/2025       | 3140NW7A7 | Federal National Mortgage Association, Inc. 4.515% 12/01/2029   | 10,535.00         |
| Interest/Dividends | 3/25/2025    | 3/25/2025       | 3137HFF59 | Federal Home Loan Mortgage Corporation 4.618% 07/25/2029        | 9,236.00          |
| Interest/Dividends | 3/25/2025    | 3/25/2025       | 3132XKWE3 | Federal Home Loan Mortgage Corporation 4.000% 10/01/2029        | 11,588.89         |
| Interest/Dividends | 3/25/2025    | 3/25/2025       | 096924AD7 | BMW Vehicle Owner Trust 2025-A 4.560% 09/25/2029                | 23,693.00         |
| Interest/Dividends | 3/25/2025    | 3/25/2025       | 3132XFMR6 | Federal Home Loan Mortgage Corporation 4.340% 08/01/2028        | 18,565.55         |
| Interest/Dividends | 3/25/2025    | 3/25/2025       | 3140NWBC8 | Federal National Mortgage Association, Inc. 4.080% 09/01/2029   | 19,040.00         |
| Interest/Dividends | 3/25/2025    | 3/25/2025       | 3137HJ5Y9 | Federal Home Loan Mortgage Corporation 4.700% 11/25/2029        | 7,833.33          |
| Interest/Dividends | 3/26/2025    | 3/26/2025       | 02568KAJ4 | Luminate Bank 0.700% 05/27/2026                                 | 133.17            |
| Interest/Dividends | 3/31/2025    | 3/31/2025       | 07371AH22 | XD Bank 2.250% 03/24/2027                                       | 2,767.07          |
| Interest/Dividends | 3/31/2025    | 3/31/2025       | 91282CKG5 | UST 4.125% 03/31/2029   | 75,796.88         |
| Interest/Dividends | 3/31/2025    | 3/31/2025       | 3130ARC82 | FHLB 2.100% 03/29/2027  | 31,500.00         |
| Interest/Dividends | 3/31/2025    | 3/31/2025       | 3130AP3E3 | FHLB 0.820% 09/30/2026  | 20,500.00         |
| Interest/Dividends | 3/31/2025    | 3/31/2025       | 3133EMBH4 | Federal Farm Credit Banks Funding Corporation 0.530% 09/29/2025 | 13,250.00         |
| Interest/Dividends | 3/31/2025    | 3/31/2025       | 32022EAU0 | First Fed Bank 0.850% 08/29/2025                                | 167.48            |

**TRANSACTION STATEMENT - PORTFOLIO HELD AT BNY**

As of March 31, 2025

| Transaction Type   | Payment Date | Settlement Date | CUSIP     | Security Description   | Interest Received |
|--------------------|--------------|-----------------|-----------|--|-------------------|
| Interest/Dividends | 3/31/2025    | 3/31/2025       | 3134GWUE4 | FMCC 0.500% 09/30/2025   | 12,500.00         |
| Interest/Dividends | 3/31/2025    | 3/31/2025       | 3130AMYC0 | FHLB 1.000% 03/30/2026   | 30,000.00         |
| Interest/Dividends | 3/31/2025    | 3/31/2025       | 07371CT25 | Beal Bank USA 2.250% 03/24/2027  | 2,767.07          |
| Interest/Dividends | 3/31/2025    | 3/31/2025       | 61773TCX9 | Morgan Stanley Bank, National Association 2.250%<br>03/30/2027         | 2,767.07          |
| Interest/Dividends | 3/31/2025    | 3/31/2025       | 61768U3U9 | Morgan Stanley Private Bank, National Association 2.250%<br>03/30/2027 | 2,767.07          |
| Interest/Dividends | 3/31/2025    | 3/31/2025       | 3130APB79 | FHLB 1.000% 09/30/2026   | 25,000.00         |
| Interest/Dividends | 3/31/2025    | 3/31/2025       | 3130AP3A1 | FHLB 0.850% 06/29/2026   | 21,250.00         |
| <b>Total</b>       |              |                 |           |  | <b>518,486.32</b> |

## STATEMENT DISCLOSURE

As of March 31, 2025



Meeder provides monthly statements for its investment management clients to provide information about the investment portfolio. The information should not be used for audit or confirmation purposes. Please review your custodial statements and report any inaccuracies or discrepancies.

Certain information and data has been supplied by unaffiliated third parties. Although Meeder believes the information is reliable, it cannot warrant the accuracy of information offered by third parties. Market value may reflect prices received from pricing vendors when current market quotations are not available. Prices may not reflect firm bids or offers and may differ from the value at which the security can be sold.

Statements may include positions from unmanaged accounts provided for reporting purposes. Unmanaged accounts are managed directly by the client and are not included in the accounts managed by the investment adviser. This information is provided as a client convenience and the investment adviser assumes no responsibility for performance of these accounts or the accuracy of the data reported.

**Investing involves risk. Past performance is no guarantee of future results. Debt and fixed income securities are subject to credit and interest rate risk. The investment return and principal value of an investment will fluctuate so that an investors shares, when redeemed, may be worth more or less than their original cost. Current performance may be lower or higher than the performance data quoted.**

Meeder Investment Management is the global brand for the Meeder group of affiliated companies. Investment advisory services are provided through Meeder Public Funds, Inc. Please contact us if you would like to receive a copy of our current ADV disclosure brochure or privacy policy.

This report contains all the required information and accurately reflects all pooled investments held during this reporting period on behalf of the City and the Successor Agency to the Santa Ana Redevelopment Agency. The information reported herein is in compliance with State law and the City's Investment Policy. Based on liquidity of investments, the City of Santa Ana is able to meet budgeted expenditure requirements for the next six months, barring any catastrophic natural disasters. Market pricings are obtained through the City's third-party Investment Advisor at Meeder Public Funds, Inc.

# City General Ledger Cash Summary



**Investments**

|  | <u>Amount</u>  |                   |
|--|----------------|-------------------|
| Bank of New York Mellon - Investment Custodian | 332,081,653.46 |                   |
| Local Agency Investment Fund (L.A.I.F)         | 65,015,343.51  |                   |
| Local Agency Investment Fund (L.A.I.F) - ARPA  | 4,791,857.14   |                   |
| California CLASS                               | 2,129,785.66   |                   |
| <b>Total - Investments</b>                     |                | \$ 404,018,639.77 |

**Cash Held at City Financial Institution(s) and Cash on Hand**

|  | <u>Amount</u> |                  |
|--|---------------|------------------|
| General Account  | 14,723,224.42 |                  |
| General Liability Account  | 2,155,200.26  |                  |
| Workers Compensation Account   | 1,202,265.42  |                  |
| <br>Petty Cash   | <br>79,625.00 |                  |
| <b>Total - Cash Held at City Financial Institution(s) and Cash on Hand</b> |               | \$ 18,160,315.10 |

**Restricted Cash**

|  | <u>Amount</u> |                  |
|--|---------------|------------------|
| Signature Bank - Streetlight Project                                   | 1,268,869.87  |                  |
| 2024 Water Bond  | 26,589,823.93 |                  |
| US Bank - Pension Stability Funds (Section 115 Trust with PARS)        | 47,079,407.82 |                  |
| State of California Condemnation Fund - Right of Way Deposits          | 687,525.00    |                  |
| Various US Bank & BNY  | 148,422.16    |                  |
| Housing Account  | 5,497,298.02  |                  |
| Santa Ana Federal Credit Union - Family Self Sufficiency (FSS-Housing) | 927,668.84    |                  |
| Commissary Account   | 310,257.55    |                  |
| Flexible Benefit Spending Account                                      | 307,872.14    |                  |
| <b>Total - Restricted Cash</b>   |               | \$ 82,817,145.33 |

**Total Cash Held City at Financial Institution(s), Cash on Hand and Restricted Cash**

**\$ 504,996,100.20**

**Cash by Fund(s) - Total (see below for listing)**

**\$ 504,996,100.20**

| Fund | Fund description               | Amount         |
|------|--------------------------------|----------------|
| 011  | GENERAL FUND                   | 149,143,479.79 |
| 012  | CANNABIS PUBLIC BENEFIT        | 21,000,100.78  |
| 016  | CASP CERTIFICATION & TRAINING  | 603,429.63     |
| 020  | OTS-TRAFFIC OFFENDER PROGRAM   | 21,225.02      |
| 021  | PRCSA CATV FUND                | 1,862,958.95   |
| 022  | PRCSA FEE & DONATION           | 294,658.89     |
| 023  | INMATE WELFARE FUND            | 2,777,832.20   |
| 024  | PD ATHLETIC ACTIVITIES LEAGUE  | (409,226.36)   |
| 025  | IDB & EZ VOUCHER MONITORING    | 176,568.99     |
| 026  | ASSET FORFEITURE FUND          | 377,158.76     |
| 027  | PARKING FUND                   | 3,977,542.25   |
| 029  | SPECIAL GAS TAX                | 31,784,634.80  |
| 030  | PROP 1B BOND ACT OF 2006       | 158,165.19     |
| 031  | AIR QUALITY IMPR. (AB 2766)    | 768,407.22     |
| 032  | MEASURE M-STREET CONSTRUCTION  | (3,953,752.16) |
| 033  | NEW TRANSP SYS IMPR AREA B     | 591,949.24     |
| 034  | NEW TRANSP SYS IMPR AREA E     | 1,735,995.51   |
| 035  | NEW TRANSP SYS IMPR AREA F     | 2,216,669.21   |
| 041  | TRANSP SYS IMPR AREA A-2       | 719,876.75     |
| 042  | TRANSP SYS IMPR AREA B         | 9,856.77       |
| 043  | TRANSP SYS IMPR AREA C         | 77,983.75      |
| 044  | TRANSP SYS IMPR AREA D         | 6,485.88       |
| 048  | TRANSP SYS IMPR AREA C-2       | 330,271.23     |
| 049  | TRANSP SYS IMPR AREA G         | 101,474.38     |
| 051  | CAPITAL OUTLAY FUND            | 2,565,781.34   |
| 053  | CITY SERVICES                  | 9,815,892.48   |
| 054  | SANITARY SEWER CAPITAL         | 6,427,576.93   |
| 055  | SEWER CONNECTION FEE           | 4,766,080.90   |
| 056  | SANITARY SEWER SERVICE         | 11,361,017.51  |
| 057  | FED CLEAN WATER PROTECTION ENT | 7,271,835.36   |
| 058  | RESIDENTIAL STREET IMPROVEMENT | 6,147,200.95   |
| 059  | SELECT STREET CONSTRUCTION     | 24,803,157.68  |
| 060  | WATER REVENUE                  | 30,674,657.07  |
| 066  | ACQUISITION & CONSTRUCTION     | (5,915,811.64) |
| 067  | REGIONAL TRANSP CENTER         | 477,653.54     |
| 068  | SANITATION FUND                | 2,553,369.74   |
| 069  | REFUSE COLLECTION SERVICE      | 6,723,757.97   |
| 070  | EQUIPMENT REPLACEMENT FUND     | 6,703,712.29   |
| 073  | BUILDING MAINT FUND            | 1,660,682.59   |



MEEDER

| Fund | Fund description                 | Amount         |
|------|----------------------------------|----------------|
| 074  | CIVIC CENTER MAINTENANCE         | (866,681.92)   |
| 075  | FLEET MAINTENANCE/STORES         | 1,630,285.88   |
| 076  | STORES & PROPERTY CONTROL        | (97,444.33)    |
| 078  | RETIREMENT SYSTEM                | (1,773,668.75) |
| 080  | LIABILITY AND PROPERTY INS FND   | 11,310,702.06  |
| 081  | EMPLOYEE GROUP INSURANCE         | 1,965,124.75   |
| 082  | WORKERS COMPENSATION FUND        | 19,869,028.77  |
| 083  | PAYROLL REVOLVING                | 6,888,346.27   |
| 085  | CITY YARD OPERATION              | (1,082,947.03) |
| 086  | PUB WKS ENG/PROJ MGMT            | (225,807.61)   |
| 087  | PT RETIREMENT FUND               | 11,756.39      |
| 089  | CA SEISMIC HAZARD PROGRAM        | 13,122.15      |
| 090  | ORANGE CO SANITATION DIST 2&3    | 738,204.43     |
| 093  | BUSINESS IMPROVEMENT DISTRICT    | 270.36         |
| 094  | INTEREST AGENCY                  | 535,292.74     |
| 095  | POLICE COMMISSARY ACCOUNT        | 264,772.15     |
| 096  | SA TOURISM MARKETING DISTRICT    | 120,412.37     |
| 097  | POLICE SEIZED ASSETS             | 2,332,803.16   |
| 100  | SECTION 457 FIDUCIARY ADMIN      | 46,406.66      |
| 101  | PUB WKS-ADMIN & PLANNING         | 3,574,047.52   |
| 103  | PM RETIREE HEALTH IUNSURANCE     | 8,338.94       |
| 104  | SEIU RETIREE HEALTH INSURANCE    | 62,235.09      |
| 106  | EM/SAMA RETIREE HEALTH INSURANCE | 13,124.71      |
| 107  | CASA RETIREE HEALTH INSURANCE    | 5,234.14       |
| 109  | INFO SYS STRATEGIC PLAN          | 15,266,438.77  |
| 110  | STRONG MOTION INSTRUMENTATION    | 116,260.99     |
| 111  | OPIOID REMEDIATION               | 3,233,689.42   |
| 120  | FIRE FACILITIES FUND             | 2,876,616.62   |
| 121  | SPECIAL REPAIR/DEMOLITION        | 763,614.23     |
| 122  | EMERGENCY & HEALTH GRANTS        | 9,365,957.10   |
| 123  | WORKFORCE INVESTMENT ACT         | (586,223.07)   |
| 124  | ORANGE COUNTY SSA GRANTS         | (43,307.10)    |
| 125  | OES UASI                         | (2,003,890.87) |
| 127  | D.O.J. GRANT FUND                | 2,310.52       |
| 128  | POLICE BLOCK GRANTS              | 2,727,375.80   |
| 130  | HOME PROGRAM FEDERAL GRANT       | 3,439,607.43   |
| 131  | MISC GRANTS                      | 348,982.74     |
| 133  | HOUSING AUTHORITY-ISSUER FEE     | 2,337,135.20   |
| 135  | COMMUNITY DEV BLOCK GRANT        | (480,495.78)   |



**M E E D E R**

| <b>Fund</b> | <b>Fund description</b>        | <b>Amount</b>  |
|-------------|--------------------------------|----------------|
| 136         | HOUSING AUTHORITY-VOUCHER HAP  | 1,092,639.77   |
| 138         | HOUSING AUTHORITY-MS 5         | 45,556.19      |
| 139         | HOUSING AUTHORITY-NEW CONSTR   | 474,030.76     |
| 140         | HOUSING AUTHORITY-VOUCHER ADM  | 3,799,914.75   |
| 142         | NSP FEDERAL GRANT              | 327,434.47     |
| 143         | CALHOME MFGD HSG LOAN          | 36,756.06      |
| 144         | PRISON TO EMPLOYMENT PROGRAM   | (259,048.16)   |
| 145         | RENTAL REHABILITATION GRANT    | 10,746.90      |
| 147         | FEDERAL AID SAFETY PROGRAM     | (866,401.15)   |
| 148         | TRAFFIC SYSTEM MGMT GRANT      | (9,266,464.07) |
| 149         | WIC ASSESSMENT DIST ST IMPRV   | 33,775.56      |
| 152         | PUBLIC LIBRARY GRANT FUND      | 4,301,498.62   |
| 158         | PLANNING GRANTS PROGRAM        | (171,879.29)   |
| 161         | PRCSA CAPITAL GRANTS           | (3,082,164.26) |
| 164         | PUB WKS-WTR QUALITY & CONTROL  | (2,185,792.85) |
| 165         | OFFICE OF SAFETY GRANT         | 143,672.25     |
| 166         | US DOJ ASSET FORFEITURE FUND   | 1,765,427.52   |
| 167         | US TREASURY ASSET FORFEITURE   | 211,578.71     |
| 169         | RECREATION GRANTS FUND         | 550,138.88     |
| 177         | EMERGENCY RENTAL ASSISTANCE PG | 717,394.99     |
| 179         | GENERAL FIXED ASSETS           | 20,088.55      |
| 180         | ARPA EHV ADMIN FEES            | 168,161.92     |
| 181         | AMERICAN RESCUE PLAN ACT       | 42,289,533.45  |
| 182         | HOME-ARP PROGRAM FEDERAL GRANT | (5,005.99)     |
| 183         | ARPA - CA FOR ALL YOUTH WDP    | (559,969.93)   |
| 185         | RENT STABILIZATION             | 2,752,106.07   |
| 186         | HCV F S S FORFEITURES          | 316,247.81     |
| 201         | LOCAL DRAINAGE AREA NO 1       | 136.68         |
| 202         | LOCAL DRAINAGE AREA NO 2       | 1,474.83       |
| 203         | LOCAL DRAINAGE AREA NO 3       | 779,057.95     |
| 204         | LOCAL DRAINAGE AREA NO 4       | 1,089.14       |
| 205         | LOCAL DRAINAGE AREA NO 5       | 618.80         |
| 206         | LOCAL DRAINAGE AREA NO 6       | 908.27         |
| 207         | LOCAL DRAINAGE AREA NO 7       | 200,350.94     |
| 209         | LOCAL DRAINAGE AREA NO 9       | 755.80         |
| 210         | LOCAL DRAINAGE AREA NO 10      | 17,716.05      |
| 211         | LOCAL DRAINAGE AREA NO 11      | 229.70         |
| 212         | LOCAL DRAINAGE AREA NO 12      | 13.53          |
| 213         | LOCAL DRAINAGE AREA NO 13      | 2,783.25       |



**M E E D E R**

| <b>Fund</b> | <b>Fund description</b>                     | <b>Amount</b>  |
|-------------|---|----------------|
| 221         | LOCAL DRAINAGE AREA I                       | 1,174,571.71   |
| 222         | LOCAL DRAINAGE AREA II                      | 583,915.29     |
| 223         | LOCAL DRAINAGE AREA III                     | 214,338.02     |
| 224         | LOCAL DRAINAGE AREA IV                      | 716,091.10     |
| 225         | LOCAL DRAINAGE AREA V                       | 410,143.55     |
| 226         | LOCAL DRAINAGE AREA VI                      | 367,344.80     |
| 301         | REC/COMM SVS                                | 6,233.97       |
| 311         | RESIDENTIAL DEVELOP DISTRICT 1              | 970,479.06     |
| 312         | RESIDENTIAL DEVELOP DISTRICT 2              | 5,412,715.71   |
| 313         | RESIDENTIAL DEVELOP DISTRICT 3              | 12,214,173.82  |
| 314         | RESIDENTIAL DEVELOP DISTRICT 4              | 619,315.76     |
| 315         | RESIDENTIAL DEVELOP HARBOR SPECIFIC         | 899,219.59     |
| 400         | POLICE UUT LEASE REVENUE BONDS              | 39,971.56      |
| 404         | COSA 2014 LEASE FINANCING                   | (144,761.19)   |
| 406         | 2021 PENSION OBLIGATION BONDS               | 50,792.33      |
| 417         | INCLUSIONARY HOUSING FEE                    | 4,576,579.09   |
| 418         | CDA - PEEBLER CAPITAL FUND                  | (583,059.13)   |
| 607         | HOUSING AUTHORITY LMIHF                     | 3,948,783.86   |
| 655         | 2018A SERIES TAX ALLOC BOND                 | 23,341.15      |
| 670         | COSA RDA                                    | 888,177.65     |
| 671         | COSA RDA OBLIGATION RETIREMENT              | 261,936.70     |
| 980         | SAN JOAQUIN TRANS CORRIDOR                  | 48,728.18      |
| 981         | EASTERN FOORHILL TRANS CORRIDOR             | 4,125.96       |
| 991         | TRAN SYS IMP AUT C-2 TUSTIN                 | 2,978,504.09   |
| 992         | TRAN SYS IMP AUT AREA D-TUSTIN              | 9,864,891.01   |
| 993         | WIC ASSESSMENT DISTRICT                     | 441,801.32     |
| 999         | Lawson Clearing                             | 2,667.92       |
|             | Reconciling Item(s) - Outstanding Checks *  | 3,255,783.63   |
|             | Reconciling Item(s) - Bank Direct Deposits* | 407,303.89     |
|             | Reconciling Item(s) - Deposits in Transit*  | (1,058,242.39) |
|             | Withdrawals in Transit                      | (312,863.17)   |
|             | Reconciling Item(s) - Various*              | (69,359.39)    |