
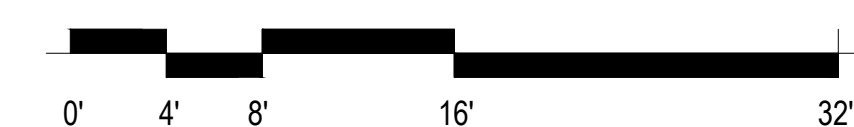



LANDSCAPE DESIGN NOTES

1. IRRIGATION SHALL BE WATER CONSERVING AND CONFORM TO THE STATE OF CALIFORNIA AB1881 MWELC REQUIREMENTS.
2. PLANTS SHALL BE GROUPED INTO HYDROZONES WITH SIMILAR WATER NEEDS UTILIZING THE WUCOLS (WATER USE CLASSIFICATION OF LANDSCAPE SPECIES) RATINGS.
3. LANDSCAPE DESIGN SHALL UTILIZE NATIVE OR DROUGHT TOLERANT PLANTS IN THE DESIGN COVERING A MINIMUM OF 75% OF LANDSCAPED AREAS.
4. NO INVASIVE SPECIES SHALL BE PLANTED ON SITE. INVASIVE SPECIES ARE THOSE DEFINED BY THE CALIFORNIA INVASIVE PLANT COUNCIL (CAL-IPC) - FOUND AT [HTTPS://WWW.CAL-IPC.ORG/](https://www.cal-ipc.org/).
5. ALL LANDSCAPE AREAS SHALL HAVE A MINIMUM 3" COVER OF WOOD MULCH OR OTHER INORGANIC MATERIALS.
6. LANDSCAPE DESIGN SHALL INCLUDE A HIGH EFFICIENCY IRRIGATION SYSTEM WITH SMART IRRIGATION CONTROLS.
7. LANDSCAPE SHALL COMPLY WITH T2C SECTION 41-2022 (g) WHENEVER POSSIBLE.

SITE PLAN



PREPARED UNDER THE DIRECTION OF LICENSED
LANDSCAPE ARCHITECT - MARK BEALL RLA #3640



7033 W Sunset Blvd, Suite 216 Los Angeles, CA 90028-7525 Telephone: 323-683-1450 Email: info@mbaall.com

1212 E FOURTH ST APTS

UNISON REAL ESTATE GROUP, LLC

SANTA ANA, CA

12/14/2022
05/09/2023 REV

PL-1

LANDSCAPE CONCEPT



VINES ON METAL SCREEN




ENTRY ACCENT POTS



ENTRY TROUGH PLANTERS



ZELKOVA SERRATA (SAW LEAF ZELKOVA)



BRACHYCHITON POPULNEUS (BOTTLE TREE)



MELALEUCA QUINQUENERVIA (CAJEPUT TREE)



PISTACIA CHINENSIS (CHINESE PISTACHE)



MAGNOLIA 'ST MARYS' (SOUTHERN MAGNOLIA)



LOPHOSTEMON CONFERTUS (BRISBANE BOX)



CORDYLINE AUSTRALIS VAR. (CABBAGE TREE)



OLEA EUROPAEA 'LITTLE OLLIE' (DWARF OLIVE)



RHAPHIOLEPIS UMBELLATA 'MINOR' (DWARF YEDDO HAWTHORN)



LAURUS NOBILIS (BAY LAUREL)



MYRSINE AFRICANA (AFRICAN BOXWOOD)



SETCREASEA PALLIDA 'PURPLE HEART' (PURPLE HEART)



DIANELLA REVOLUTA 'LITTLE REV' (DWARF FLAX LILY)



LOMANDRA LONGIFOLIA 'BREEZE' (MAT RUSH)



MUHLENBERGIA RIGENS (DEER GRASS)



ALOE BARBADENSIS 'YELLOW TORCH ALOE'



SEDUM NUSSBAUMERIANUM (COPPER STONECROP)

SCHEMATIC PLANT PALETTE						
TREES						
SIZE	BOTANICAL NAME	COMMON NAME	WUCOL S H20	HEIGHT AT 15 YRS	MATURE CANOPY	MATURE HEIGHT
24" box	Brachychiton populneus	Bottle Tree	L	30'	25'- 30'	35'- 40'
24" box	Lophostemon confertus	Brisbane Box	M	25'	20'- 25'	35'
24" box	Magnolia grandifolia 'St Mary's'	St Mary's Southern Magnolia	M	20'	20'	25'
24" box	Melaleuca quinquenervia	Cajeput Tree	L	25'	20'- 25'	35'
36" box	Pistacia chinensis	Chinese Pistache	M	25'	40'	40'
36" box	Zelkova serrata 'Green Vase'	Saw Leaf Zelkova	L	30'	50'	40'- 50'
TALL SHRUBS						
15 gallon	Cordyline australis 'Bronze'	Bronze Australian Grass Tree	L			
15 gallon	Laurus nobilis	Bay Laurel	L			
15 gallon	Myrsine africana	African Boxwood	L			
MEDIUM SHRUBS						
5 gallon	Olea europaea 'Dwarf'	Dwarf Olive	L			
5 gallon	Rhapiolepis umbellata 'Minor'	Dwarf Yeddo Hawthorn	L			
GRASSES AND ACCENTS						
2 gallon	Dianella revoluta 'Little Rev'	Little Rev Flax Lily	L			
5 gallon	Lomandra longifolia 'Breeze'	Mat Rush	L			
5 gallon	Muhlenbergia rigens	Deer Grass	L			
1 gallon	Setcreasea 'Purple Heart'	Purple Heart	M			
SUCCULENTS						
5 gallon	Aeonium 'Pseudotabuliforme'	Green Platters	L			
5 gallon	Aloe barbadensis	Yellow Torch Aloe	L			
1 gallon	Sedum nussbaumerianum	Copper Stonecrop	L			
5 gallon	Senecio vitalis	Narrowleaf Chalksticks	L			
VINES						
5 gallon	Lonicera japonica	Sweet Honeysuckle	L			
5 gallon	Pandorea jasminoides 'Pink'	Pink Bower Vine	M			



AEONIUM 'PSEUDOTABULIFORME' (GREEN PLATTERS)



PANDOREA JASMINOIDES 'PINK' (PINK BOWER VINE)



SENECIO VITALIS (BLUE CHALKSTICKS)



LONICERA JAPONICA (HONEYSUCKLE)